

Nonlinear Optical Control of Chiral Charge Pumping in a Topological Weyl Semimetal

Jadidi, M. M.; Kargarian, M.; Mittendorff, M.; Aytac, Y.; Shen, B.; König-Otto, J.;
Winnerl, S.; Ni, N.; Gaeta, A. L.; Murphy, T. E.; Drew, H. D.;

Originally published:

December 2020

Physical Review B 102(2020), 245123

DOI: <https://doi.org/10.1103/PhysRevB.102.245123>

Perma-Link to Publication Repository of HZDR:

<https://www.hzdr.de/publications/Publ-29462>

Release of the secondary publication
on the basis of the German Copyright Law § 38 Section 4.

Optical Control of Chiral Charge Pumping in a Topological Weyl Semimetal

M. Mehdi Jadidi,^{1, a} Mehdi Kargarian,² Martin Mittendorff,^{3, 4} Yigit Aytac,^{3, 5} Bing Shen,⁶ Jacob C. König-Otto,⁷ Stephan Winnerl,⁷ Ni Ni,⁶ Alexander L. Gaeta,¹ Thomas E. Murphy,³ and H. Dennis Drew^{8, b}

¹*Department of Applied Physics and Applied Mathematics,
Columbia University, New York, NY 10027 USA*

²*Department of Physics, Sharif University of Technology, Tehran 14588-89694, Iran*

³*Institute for Research in Electronics & Applied Physics,
University of Maryland, College Park, MD 20742, USA*

⁴*Universität Duisburg-Essen, Fakultät für Physik, 47057 Duisburg, Germany*

⁵*Science Systems and Applications, Inc. Lanham, MD 20706, USA*

⁶*Department of Physics and Astronomy,
University of California, Los Angeles, CA 90095, USA*

⁷*Helmholtz-Zentrum Dresden-Rossendorf,
PO Box 510119, D-01314 Dresden, Germany*

⁸*Center for Nanophysics and Advanced Materials,
University of Maryland, College Park, Maryland 20742, USA*

Solids with topologically robust electronic states exhibit unusual electronic and optical transport properties unprecedented in other materials. A peculiar example is chiral charge pumping, the so-called chiral anomaly, in recently discovered topological Weyl semimetals, where simultaneous application of parallel DC electric and magnetic fields unbalances the number of carriers with opposite topological charge (chirality). Here, using time-resolved terahertz measurements on the Weyl semimetal TaAs in a magnetic field, we optically interrogate the chiral anomaly by dynamically pumping the chiral charges and monitoring their subsequent relaxation. Theory based on Boltzmann transport shows that the observed effects originate from an optical nonlinearity in the chiral charge pumping process. Our measurements reveal that the chiral population relaxation is much slower than 1 ns. The observation of terahertz-controlled chiral carriers with long coherence time and topological protection suggests potential application of Weyl semimetals for quantum optoelectronic technology.

^a mehdi.jadidi@columbia.edu

^b hdrew@umd.edu

INTRODUCTION

The control of quantum matter with light is at the forefront of condensed matter physics research. Recently, strong optical pumping has been employed to generate exotic electronic states in solids, not present at equilibrium, such as light-induced superconductivity [1], nonlinear Hall effect [2], and ultrafast symmetry switch [3]. Among the recently discovered solids, Weyl semimetals have attracted attention because they are predicted to exhibit a host of novel topological properties not seen in other materials [4–6]. In the electronic band structure of these materials, Weyl fermions with opposite topological charge (chirality) are separated in momentum space around the band-touching points called “Weyl nodes” that are sources and sinks of Berry curvature [4–6]. An example of a topological electronic transport effect in Weyl semimetals is the chiral anomaly, where simultaneous application of parallel static electric and magnetic fields pumps the carriers from one Weyl node to the other, unbalancing the number of chiral carriers [7, 8]. Because the Weyl nodes of opposite chirality are separated in momentum space, the relaxation of chiral anomaly is expected to be slow, similar to long inter-valley scattering of carriers in 2D semiconductors [9]. Recently, terahertz-excited Weyl fermions via chiral anomaly in a Weyl semimetal was proposed as an attractive platform for qubits with large coherence time to gate time ratio [10]. However, the terahertz excitation of chiral anomaly and the chiral population relaxation time in a Weyl semimetal has yet to be measured.

Here we demonstrate optical (at terahertz frequencies) excitation and control of chiral anomaly, a transport phenomenon with robust topological protection in Weyl semimetals.. We employ terahertz pump-probe measurements in a magnetic field on the Weyl semimetal tantalum arsenide (TaAs) to optically modify the dynamical chiral charge pumping and monitor its subsequent relaxation. In these measurements, a strong quasi-continuous wave pulse (pump) at 3.4 THz (14 meV) polarized parallel to an applied magnetic field modifies the chiral current. The change in the chiral current is monitored via reflection measurement of a second, co-polarized weak pulse (probe) at the same photon energy as pump as a function of the time delay between the two pulses. In addition to the expected fast response of hot carrier relaxation, we observe a metastable response ($\gg 1$ ns) that we associate with the pump-induced change in the dynamical chiral current. Our study of the chiral anomaly circumvents the problems arising from electrical contacts and current jetting that have plagued

electrical magneto-resistance measurements [11]. By using low-energy photons in terahertz domain, we ensure that only carriers near the Weyl pockets enclosed the Berry curvature monopoles are excited and studied— a condition that has not been met in prior experimental studies reported to date [12–14]. Our measurements at different magnetic fields, pump fluences, and pump polarizations disentangle the chiral anomaly signals from the pump-induced transient hot carriers effects. In addition to the chiral pumping relaxation time, these experiments give electron cooling rates as a function of magnetic field and polarization in TaAs, which vary widely due to phase space restrictions for scattering between Landau levels. We present a theory, based on the Boltzmann transport equations in the presence of a strong driving optical field, that explains the observed slow relaxation.

In the current manuscript, we first discuss the concept of the dynamical chiral anomaly and its optical control in a Weyl semimetal. Then the pump-probe results at zero magnetic field are presented where the response is attributed to the pump-induced hot carriers in TaAs. Next we show the pump-probe measurement results at various magnetic fields applied parallel to pump/probe polarization, and for different pump fluences. The measurements are shown to be consistent with the optical control of the dynamical chiral anomaly. Finally we present the measurements for a pump polarization perpendicular to the applied magnetic field, where chiral charge pumping is not expected, and we no longer observe the metastable response associated with chiral anomaly.

CONCEPT AND THEORY

The chiral charge pumping process leads to negative DC magneto-resistance (decrease of resistance in the presence of an applied parallel magnetic field) that is unusual among conventional metals/semimetals. The observation of DC negative magneto-resistance in Weyl semimetals was initially thought to be a conclusive experimental signature of the chiral anomaly [15, 16], however, it was later found that other classical effects can give rise to similar negative DC magneto-resistance in semimetals, making it challenging for electrical measurements to discriminate the chiral anomaly from other effects such as current jetting [11, 17]. The relaxation time of the chiral imbalance in the Weyl semimetal TaAs was indirectly extracted and estimated to be tens of picoseconds from negative magneto-resistance measurements [16]. However, because of the large momentum separation between

the Weyl nodes, the relaxation of unbalanced chiral Weyl carriers to their equilibrium state requires large momentum scattering and is theoretically expected to be much slower [18].

We consider the extreme quantum limit where, upon the application of a magnetic field on a Weyl semimetal, the only occupied Landau levels (LLs) are the $N = 0$ chiral Landau levels (LL0s). At equilibrium, the two LL0s for a pair of Weyl nodes in Weyl semimetals host equal number of left- and right-moving chiral carriers along the magnetic field. The static chiral charge pumping scheme is illustrated in Fig. 1a, where the application of parallel static electric \mathbf{E} and magnetic \mathbf{B} fields on a Weyl semimetal unbalances the chemical potentials in the two LL0s with opposite chirality (μ^+ and μ^-). The chiral charge imbalance relaxes back to equilibrium with the chiral charge relaxation of τ_{ch} .

The chiral anomaly can also be realized in a dynamical fashion where, instead of constant chiral charge imbalance around the two Weyl nodes, their chemical potentials oscillate antisymmetrically around the equilibrium Fermi energy [19, 20]. As illustrated in Fig. 1b, dynamical chiral anomaly can be achieved by applying an oscillatory optical field of $\mathbf{E}(t)$ at frequency of ω parallel to a static \mathbf{B} field. In this case, the chiral carriers oscillate in between the two nodes synchronously with $\mathbf{E}(t)$, leading to quasiparticle excitations around the chemical potential energy, illustrated by shaded blue and red regions in Fig. 1b. The density of quasiparticles generated by the dynamical chiral charge pumping is $\tilde{n}_{\text{ch}}(\omega)/2$ in each Weyl node, where $\tilde{n}_{\text{ch}}(\omega)$ is the amplitude of the oscillatory chiral charge imbalance,

$$|\tilde{n}_{\text{ch}}(\omega)| = |n_+ - n_-| = \frac{2e^2}{h^2} \frac{\tau_{\text{ch}}}{\sqrt{1 + \omega^2 \tau_{\text{ch}}^2}} \left| \tilde{\mathbf{E}}(\omega) \cdot \mathbf{B} \right| \quad (1)$$

n_+ and n_- are densities of carriers with opposite chirality, and $\tilde{\mathbf{E}}(\omega)$ is the complex amplitude representing the magnitude and phase of the oscillating field. The excited quasiparticles relax back to the equilibrium chemical potential by the time constant of τ_{ch} . The associated magneto-optical conductivity to equation (1) is (supplementary information),

$$\sigma_{\text{ch}}(\omega) = \frac{e^3 v}{h^2} \frac{\tau_{\text{ch}}}{1 - i\omega\tau_{\text{ch}}} B \approx i \frac{e^3 v}{h^2 \omega} B \quad (2)$$

where v is the Fermi velocity, and we have assumed $\omega\tau_{\text{ch}} \gg 1$ in the second equality. We note that the dynamical chiral anomaly scheme is only observable for excitations created by low-energy photons where the Weyl carriers with opposite chirality exists. For TaAs, this condition limits the photon energy to $\hbar\omega < 50$ meV (12 THz) [21, 22]. In the limit of $\omega \rightarrow 0$,

(1) and (2) reproduce the chiral and charge imbalance DC magneto-conductivity associated with the conventional static chiral anomaly [23].

Now we consider the case where $\tilde{\mathbf{E}}(\omega)$ is sufficiently intense so that the resulting \tilde{n}_{ch} becomes a nonlinear function of the excitation field $\tilde{\mathbf{E}}(\omega)$, similar to anharmonic oscillation of an oscillator under a strong driving force. In this case, \tilde{n}_{ch} is not simply sinusoidal and can include harmonics of the driving frequency of ω . This nonlinear scheme is illustrated in the lower right part of Fig. 1b. We note that nonlinear optical response of Weyl semimetals driven by Berry curvature of chiral carriers has been recently explored through measurements of second harmonic generation [12] and the circular photogalvanic effect [13, 14, 24]. In our study, we specifically explore how a strong optical pump $\tilde{\mathbf{E}}_{\text{pump}}$ can modify and control the chiral anomaly conductivity by driving it to the nonlinear regime (Fig. 1c). In the following, we present some of the main results— the details are elaborated in the supplementary information. As illustrated in Fig. 1c, the strong optical pump $\tilde{\mathbf{E}}_{\text{pump}}$ enhances the quasiparticle density produced by dynamical chiral charge pumping in equation (1). The enhancement is calculated as (supplementary information),

$$\delta\tilde{n}_{\text{ch}}(\omega) = \frac{15\alpha^2 e^4 v^2}{4h^2 \omega^4 \tau} \left(\frac{\tilde{\mathbf{E}}_{\text{pump}} \cdot \mathbf{B}}{B} \right)^2 \tilde{\mathbf{E}} \cdot \mathbf{B}, \quad (3)$$

where $\alpha \equiv 2/mv^2$ and m is the mass associated with the finite Lifshitz transition energy of the Weyl bands which is the origin of the nonlinearity.

The nonlinear contribution $\delta\sigma_{\text{ch}}^{\text{NL}}$ to the chiral anomaly conductivity can be written as $\sigma_{\text{ch}}(\omega, \tilde{E}_{\text{pump}}(\omega)) = \sigma_{\text{ch}}(\omega) + \delta\sigma_{\text{ch}}^{\text{NL}}$, where

$$\delta\sigma_{\text{ch}}^{\text{NL}} = i \frac{9\alpha^2 e^5 v^3}{8h^2 \omega^3} \left(\frac{\tilde{\mathbf{E}}_{\text{pump}} \cdot \mathbf{B}}{B} \right)^2 B, \quad (4)$$

which exhibits a linear dependence on B similar to the linear conductivity in (2).

The optical control of chiral anomaly in dynamical fashion is demonstrated in Fig. 1c. The nonlinear process described by (3) and (4) predicts that the chiral current can be optically enhanced— a process that is topologically protected in Weyl semimetals. Furthermore, by driving the chiral anomaly to the nonlinear regime and observing the relaxation dynamics in the time domain, one can measure the chiral pumping relaxation with time constant τ_{ch} , i.e. how long it takes for the excited carriers in the chiral Landau level to relax back to the equilibrium chemical potential. Since τ_{ch} is expected to be long, the optical modification

of chiral current will be long-lived. As shown in the supplementary information, assuming parameters for TaAs and optical pumping with field strength of 50 kV/cm (achievable in our pulsed THz pumping experiments), $\delta\sigma_{\text{ch}}^{\text{NL}}/\sigma_{\text{ch}} \approx 1$, suggesting that the optical pumping can fully modify the chiral charge pumping process. We note that the long-lived optical control of chiral charge pumping described by equations (3) and (4) is relevant only in the quantum limit where the carriers occupy only the zeroth Landau level LL0. In the semiclassical regime where many Landau levels are occupied, the pump-excited chiral carriers can relax back to equilibrium chemical potential by inter-Landau level scattering within each Weyl node.

WEYL SEMIMETAL SAMPLE

The Weyl semimetal considered in our study is tantalum arsenide (TaAs). Single crystals of TaAs were grown using the chemical vapor transport method with iodine as the transport agent [14]. Unlike the other discovered Weyl semimetals, TaAs has a Fermi energy very close to the Weyl nodes in the linear regime of the bands, so that the electrons at the Fermi surface behave like massless chiral Weyl fermions [21, 22, 25, 26]. This makes TaAs especially attractive for studies of Weyl fermions interactions with light. TaAs has two types of Weyl nodes namely W1 (4 pairs) and W2 (8 pairs), where W2 nodes are closer to the chemical potential than W1 by about 12 meV [22]. We estimate that for $B \geq 2$ T, the W2 Weyl nodes are in extreme quantum limit, whereas W1 carriers are always in the semiclassical regime occupying few Landau levels (supplementary information). In tantalum arsenide, for ($\gtrsim 50$ meV) energies, the pairs of Weyl bands merge into single bands, causing Weyl bands and Weyl fermions to exist only at low energy excitation [21, 22]. Also, other than W1 and W2 Weyl bands, the chemical potential in TaAs crosses a non-Weyl band with a band gap of $\lesssim 50$ meV [21, 22, 27]. Therefore, in order to probe the dynamics of Weyl fermions and not to excite the other non-Weyl carriers in TaAs, photon energy below 50 meV is required.

EXPERIMENTAL SETUP

We now present our experimental investigations of the described nonlinear topological effect and the measurement of its associated relaxation time constant of τ_{ch} .

In order to experimentally test the idea of nonlinear optical control of chiral anomaly

and measure the chiral pumping relaxation time τ_{ch} in a Weyl semimetal, we design pump-probe experiments at low photon energy (terahertz) in a magnetic field on TaAs. All the pump-probe measurements were carried out using quasi-continuous wave pulses at a photon energy of 14 meV ($\equiv 3.4$ THz), which is well inside the Weyl bands where Weyl fermions with opposite chirality exist [22]. Furthermore, at 14 meV, the photons do not have enough energy to excite additional carriers in the non-topological bands [21].

The experimental pump-probe setup is illustrated in Fig. 2. The TaAs crystal is mounted inside a magnet with a magnetic field parallel to the *ab* plane of the crystal. An intense pump pulse polarized parallel to applied magnetic field ($\mathbf{E}_{\text{pump}} \parallel \mathbf{B}$) drives the chiral charge pumping process to the nonlinear regime. In order to monitor the pump-induced change in the conductivity, reflection of a weak probe pulse ($\mathbf{E}_{\text{probe}} \parallel \mathbf{B}$) is measured as a function of the time delay between the pump and probe pulses.

The equations (3) and (4) predict pump-induced increase in the quasiparticle density and conductivity. Therefore, the signature of pump-induced nonlinearity in the chiral anomaly is a long-lived positive change in the probe reflection (details in the supplementary information section IV). We note that there are other nonlinearities, such as hot carriers effects, that can contribute to a pump-induced change in the probe reflection. To distinguish those, we carry out measurements at different magnetic fields, pump fluences, and pump polarizations. Furthermore, since the nonlinearities have different time scales, the time delay scan helps us differentiate various pump-induced nonlinearities.

ZERO MAGNETIC FIELD

First we present the pump-probe measurement results without an applied magnetic field. Fig. 3a shows the measured relative pump-induced change in the probe reflection as a function of pump-probe time delay for variety of pump fluences. We observe a positive change in probe reflection that increases with the pump fluence. The probe reflection relaxes immediately back to its equilibrium level through a fast that cannot be resolved by the pulsewidth used here process followed by a slower relaxation tail. The slower relaxation process can be fit to an exponential function with a time constant of 55 ps, as shown by the grey curve in the inset of Fig. 3a.

The zero magnetic field results in Fig. 3a can be understood by the effect of carrier heating

in the Weyl bands of TaAs. The pump pulse heats up the carriers in the Weyl bands to a temperature T higher than the initial lattice temperature (10 K). This process leads to the excitation of hot carriers around the Weyl nodes, which elevates the Drude weight by an amount proportional to T^2 in a 3D Dirac/Weyl semimetal [5]. The reflection, which is linearly proportional to the Drude weight, will also increase by $\Delta R \propto T^2$. We note that the quadratic increase of reflection with temperature has been previously observed in TaAs [28] and other 3D Dirac/Weyl semimetals [29]. From the temperature dependence of the linear reflection data in TaAs [28], we estimate the pump-induced carrier temperature rise to be around 50 K for the highest pump fluence considered here. After the pump pulse, the carriers start to cool down via phonon emissions, and the increased reflection relaxes back to the equilibrium. Thus, the two relaxation time constants of $\ll 30$ ps and 55 ps are related to the electron-phonon relaxation times. Since both the photon energy (14 meV) and the thermal energy associated with the carrier temperature rise is below the energy of optical phonons in TaAs, the hot carrier relaxation will occur through acoustic phonons [30]. A possible scenario for electron-phonon relaxation observed in our experiments is that the faster process is a disorder-assisted electron-phonon relaxation process, whereas the slower one is related to conventional electron-acoustic phonon collisions [30]. We note that in graphene, as another Dirac semimetal, similar processes govern the hot carrier relaxations [31, 32] and pump-probe dynamics [33, 34]. For disorder-assisted electron-phonon cooling in 3D Dirac/Weyl semimetals, the carrier temperature rise is $T \propto F^{1/4}$, where F is the pump fluence [30]. Since $\Delta R \propto T^2$, we have $\Delta R \propto \sqrt{F}$. Therefore, close to the zero time delay where the disorder-assisted process governs the relaxation, we expect square-root dependence of $\Delta R/R$ on the pump fluence F . This is demonstrated in Fig. 3b where we plot $\Delta R/R$ around zero time delay as a function of the pump fluence. The dashed curve is a square root fit exhibiting an excellent match to the data.

MAGNETIC FIELD DEPENDENCE

We now discuss the pump-probe measurements in the presence of an applied static magnetic field. In Fig. 4a, we plot the normalized pump-induced relative change in probe reflection for $B=0$ T (black) and $B=7$ T (yellow). The two curves exhibit similar pump-probe responses close to the zero time delay, suggesting that the initial response for $B=7$ T

is also related to pump-induced hot carriers. At longer time delays, when the carriers are expected to be cooled down to the quasi-equilibrium temperature, the pump-probe trace at $B = 7$ T exhibits a metastable positive response that does not fully recover within the 400 ps measurement range considered here. This suggests a process with a time constant of ($\gg 1$ ns) but smaller than the repetition period of pulses (77 ns). The positive sign of the metastable signal suggests a pump-induced positive change in the conductivity, consistent with the nonlinear chiral charge pumping (equation (3)). Based on this picture, we interpret the metastable process to be the chiral pumping relaxation time τ_{ch} which we estimate to be ($1 \text{ ns} \ll \tau_{ch} < 77 \text{ ns}$). This occurs in the $N = 0$ chiral Landau level, which allows long lived excitations due to the reduced phase space for scattering. As presented later in this manuscript, the metastable response disappears when \mathbf{E} and \mathbf{B} are perpendicular to one another. In Fig. 4b, we illustrate the expected pump-probe traces for fast hot carriers response (red), metastable chiral charge pumping response (blue), and the net response (green). As depicted in the right side of plot in Fig. 4b, we define Δ_1 as the size of the pump-probe signal at zero time delay, and Δ_2 as the size of the ultraslow signal. The long relaxation time of chiral charge pumping agrees well with theoretical estimations and is expected, given the large momentum transfer needed for carriers to transport between the Weyl nodes [18]. We note that the measured τ_{ch} is much larger than the values inferred indirectly from the negative magnetoresistance measurements [16], although there remains uncertainty about whether the negative magnetoresistance measurements are entirely attributed to the chiral anomaly [11]. The observation of terahertz-excited $\omega = (2\pi)3.4 \times 10^{12}$ rad/s chiral anomaly with a long relaxation time ($\omega\tau_{ch} > 10^4$) holds promises for applications of Weyl semimetals in quantum technology [10]. In order to further explore the observed metastable process and its relation to chiral charge pumping, we investigate the dependence of the metastable signal on the applied static magnetic field and the pump fluence.

In Fig. 4c, we show the measured pump-probe traces for variety of applied static magnetic fields from $B=0$ T to 7 T. The metastable response is present at all nonzero B values. As we increase B , the peak of the pump-probe response at zero time delay shrinks, while the level of the ultraslow signal increases. We extract Δ_1 and Δ_2 from the data in Fig. 4b and plot them as a function of the applied magnetic field in the inset. This figure clearly demonstrates the decrease (increase) of Δ_1 (Δ_2) with magnetic field. We note that this behavior is consistent with the origin of Δ_1 and Δ_2 to be related to hot carriers and nonlinear

chiral charge pumping respectively: As we increase the applied magnetic field from zero, carriers in the W2 Weyl node start to go to the quantum limit, so that for $B \approx 2$ T, all W2 carriers are in LL0 (supplementary information). Since the Drude weight of carriers in LL0 is independent of temperature [35], the W2 carriers contribution to the initial hot carriers response diminishes as B is increased, and hence the decrease of Δ_1 . As for $\Delta_2(B)$, according to (3), the pump-induced nonlinear magneto-optical conductivity increases with B causing the reflection change to increase. This predicts a linear dependence of Δ_2 on B , which is consistent with the experimental observations, as shown by the dashed blue curve in Fig. 4c. In the supplementary information, we carefully examine the contribution of carriers in different Weyl bands of W1 and W2 and the trivial carriers in TaAs to the observed pump-probe signals at zero and finite magnetic fields.

PUMP FLUENCE DEPENDENCE

Next we study the dependence of Δ_1 (peak of the pump-probe signal) and Δ_2 (ultraslow nonlinear chiral anomaly signal) at $B = 7$ T on the pump fluence. As shown in Fig. 5, Δ_1 exhibits a sublinear dependence of the pump fluence. A power-law fit to the measured Δ_1 vs pump fluence reveals a square-root-like dependence (dashed red curve in Fig. 5), similar to the peak-vs-fluence dependence observed at $B = 0$ T (Fig. 3b). The similarity to $B = 0$ T measurements again points toward analogous hot carrier origin of Δ_1 at nonzero magnetic fields.

On the other hand, as demonstrated in Fig. 5, Δ_2 exhibits a perfectly linear dependence of the pump fluence. This suggests that the conductivity change is linear in the pump fluence, which is in excellent agreement with the pump-induced change in the chiral pumping conductivity calculated in equation (3).

POLARIZATION DEPENDENCE

Finally we present the pump-probe measurement results with pump polarized perpendicular to the applied magnetic field, while keeping probe polarized parallel to the field. In this case, we do not expect the pump pulse to excite a dynamical chiral current or change the chiral pumping conductivity. In Fig. 6a, the blue curve is the measured pump-probe

response at $B = 7$ T under these conditions. First we note that the ultraslow plateau observed for $\mathbf{E}_{\text{pump}} \parallel \mathbf{B}$ is absent, supporting the nonlinear chiral charge pumping origin of the ultraslow signal. Comparing the $B = 7$ T result to $B = 0$ T in Fig. 6a, two main differences are noted: (i) the fast pulsewidth-limited relaxation process around the zero time delay is no longer present, and (ii) instead of the 55 ps tail, a slower process with the time constant of 288 ps extracted from the exponential fit (red dashed curve) appears. According to the hot carriers nature of the $B = 0$ T results described earlier, the two differences suggest that the pump-induced hot carriers relaxation processes are strongly suppressed in the presence of an applied magnetic field perpendicular to the pump polarization. This is expected due to the strong reduction of phase space for carriers phonon scattering in highly quantized Landau levels to scatter off the phonons, as illustrated in Fig. 6b. Similar effects have been reported in the from pump-probe measurements on graphene in a magnetic field [36]. Therefore, as expected from equation (3) the observed metastable process for $\mathbf{E}_{\text{pump}} \parallel \mathbf{B}$ attributed to pump-induced chiral charge pumping is absent for the case of $\mathbf{E}_{\text{pump}} \perp \mathbf{B}$. In the supplementary information, we present more pump-probe data for $\mathbf{E}_{\text{pump}} \perp \mathbf{B}$ case at different magnetic fields and pump fluences that all exhibit time dynamics similar to $B = 7$ T shown in Fig. 6a.

CONCLUSION

Our experimental and theoretical results shed light on a nonlinear optical scheme to manipulate the chiral charge pumping— a unique topological transport property of Weyl fermions. Using time-resolved optical techniques, we measure the relaxation of chiral anomaly in the Weyl semimetal TaAs to be very long ($\tau_{\text{ch}} \gg 1$ ns). Our findings pave the way for future studies exploring optical control of topological transport phenomena in solids, and investigating long-lived chiral Weyl fermions for quantum optoelectronic applications.

REFERENCES

- [1] Mitrano, M. *et al.* Possible light-induced superconductivity in K_3C_{60} at high temperature. *Nature* **530**, 461–464 (2016).

- [2] Ma, Q. *et al.* Observation of the nonlinear Hall effect under time-reversal-symmetric conditions. *Nature* **565**, 337–342 (2019).
- [3] Sie, E. J. *et al.* An ultrafast symmetry switch in a Weyl semimetal. *Nature* **565**, 61–66 (2019).
- [4] Burkov, A. A. & Balents, L. Weyl semimetal in a topological insulator multilayer. *Physical Review Letters* **107** (2011).
- [5] Hosur, P., Parameswaran, S. A. & Vishwanath, A. Charge transport in Weyl semimetals. *Physical Review Letters* **108** (2012).
- [6] Armitage, N. P., Mele, E. J. & Vishwanath, A. Weyl and Dirac semimetals in three-dimensional solids. *Reviews of Modern Physics* **90** (2018).
- [7] Zyuzin, A. A. & Burkov, A. A. Topological response in Weyl semimetals and the chiral anomaly. *Physical Review B* **86** (2012).
- [8] Nielsen, H. & Ninomiya, M. The Adler-Bell-Jackiw anomaly and Weyl fermions in a crystal. *Physics Letters B* **130**, 389–396 (1983).
- [9] Rivera, P. *et al.* Valley-polarized exciton dynamics in a 2d semiconductor heterostructure. *Science* **351**, 688–691 (2016).
- [10] Kharzeev, D. E. & Li, Q. The chiral qubit: quantum computing with chiral anomaly. *arXiv:1810.02399 [cond-mat, physics:hep-th]* (2019). 1903.07133.
- [11] Liang, S. *et al.* Experimental tests of the chiral anomaly magnetoresistance in the Dirac-Weyl Semimetals Na₃Bi and GdPtBi. *Physical Review X* **8** (2018).
- [12] Wu, L. *et al.* Giant anisotropic nonlinear optical response in transition metal monophosphide Weyl semimetals. *Nature Physics* **13**, 350–355 (2017).
- [13] Ma, Q. *et al.* Direct optical detection of Weyl fermion chirality in a topological semimetal. *Nature Physics* **13**, 842–847 (2017).
- [14] Osterhoudt, G. B. *et al.* Colossal mid-infrared bulk photovoltaic effect in a type-i weyl semimetal. *Nature materials* **1** (2019).
- [15] Huang, X. *et al.* Observation of the chiral-anomaly-induced negative magnetoresistance in 3D Weyl Semimetal TaAs. *Physical Review X* **5** (2015).
- [16] Zhang, C.-L. *et al.* Signatures of the Adler–Bell–Jackiw chiral anomaly in a Weyl fermion semimetal. *Nature Communications* **7** (2016).
- [17] Arnold, F. *et al.* Negative magnetoresistance without well-defined chirality in the Weyl semimetal TaP. *Nature Communications* **7** (2016).

- [18] Parameswaran, S. A., Grover, T., Abanin, D. A., Pesin, D. A. & Vishwanath, A. Probing the Chiral Anomaly with Nonlocal Transport in Three-Dimensional Topological Semimetals. *Physical Review X* **4** (2014).
- [19] Goswami, P., Pixley, J. H. & Das Sarma, S. Axial anomaly and longitudinal magnetoresistance of a generic three-dimensional metal. *Physical Review B* **92** (2015).
- [20] Levy, A. L. *et al.* Optical evidence of the chiral magnetic anomaly in Weyl semimetal TaAs. *arXiv preprint arXiv:1810.05660* (2018).
- [21] Huang, S.-M. *et al.* A Weyl Fermion semimetal with surface Fermi arcs in the transition metal monopnictide TaAs class. *Nature Communications* **6** (2015).
- [22] Arnold, F. *et al.* Chiral Weyl pockets and Fermi surface topology of the Weyl semimetal TaAs. *Physical Review Letters* **117** (2016).
- [23] Son, D. T. & Spivak, B. Z. Chiral anomaly and classical negative magnetoresistance of Weyl metals. *Physical Review B* **88** (2013).
- [24] de Juan, F., Grushin, A. G., Morimoto, T. & Moore, J. E. Quantized circular photogalvanic effect in Weyl semimetals. *Nature Communications* **8**, 15995 (2017).
- [25] Xu, S.-Y. *et al.* Discovery of a Weyl fermion semimetal and topological Fermi arcs. *Science* **349**, 613–617 (2015).
- [26] Lv, B. Q. *et al.* Experimental discovery of Weyl semimetal TaAs. *Physical Review X* **5** (2015).
- [27] Lee, C.-C. *et al.* Fermi surface interconnectivity and topology in Weyl fermion semimetals TaAs, TaP, NbAs, and NbP. *Physical Review B* **92**, 235104 (2015).
- [28] Xu, B. *et al.* Optical spectroscopy of the Weyl semimetal TaAs. *Physical Review B* **93** (2016).
- [29] Jenkins, G. S. *et al.* Three-dimensional Dirac cone carrier dynamics in Na₃Bi and Cd₃As₂. *Physical Review B* **94** (2016).
- [30] Lundgren, R. & Fiete, G. A. Electronic cooling in Weyl and Dirac semimetals. *Physical Review B* **92** (2015).
- [31] Song, J. C., Reizer, M. Y. & Levitov, L. S. Disorder-assisted electron-phonon scattering and cooling pathways in graphene. *Physical Review Letters* **109**, 106602 (2012).
- [32] Jadidi, M. M. *et al.* Tunable ultrafast thermal relaxation in graphene measured by continuous-wave photomixing. *Physical Review Letters* **117**, 257401 (2016).
- [33] Graham, M. W., Shi, S.-F., Ralph, D. C., Park, J. & McEuen, P. L. Photocurrent measurements of supercollision cooling in graphene. *Nature Physics* **9**, 103 (2013).

- [34] Jadidi, M. M. *et al.* Nonlinear terahertz absorption of graphene plasmons. *Nano Letters* **16**, 2734–2738 (2016).
- [35] Gooth, J. *et al.* Experimental signatures of the mixed axial–gravitational anomaly in the Weyl semimetal NbP. *Nature* **547**, 324–327 (2017).
- [36] Mittendorff, M. *et al.* Intraband carrier dynamics in Landau-quantized multilayer epitaxial graphene. *New Journal of Physics* **16**, 123021 (2014).

METHODS

Terahertz Pump-probe Measurements in a Magnetic Field: The free electron laser was tuned to produce 30 ps wide pulses at a photon energy of 14 meV and a repetition rate of 13 MHz. The beam was split into pump and probe beams that were delayed relative to one another using a mechanical delayline. The probe pulse is polarized along the applied static magnetic field that is oriented parallel to the a-axis of the TaAs crystal. The pump pulse, which is in all cases more than 20 times stronger than the probe pulse, is co-polarized with the probe pulse, except for the measurements presented in Fig. 6. The pump and probe beams were overlapped and focused using an off-axis parabolic mirror onto the TaAs crystal located inside a magnet (Voigt geometry). The magnetic field can be tuned from 0 T to 7 T. The TaAs crystal was cooled to a temperature of 10 K for all of the pump-probe measurements. The emerging pump beam was extinguished while the reflected probe beam was measured using a cryogenically cooled bolometer as a function of the pump-probe delay Δt .

ACKNOWLEDGEMENTS

Work at UCLA was supported by the U.S. Department of Energy (DOE), Office of Science, Office of Basic Energy Sciences under Award Number DE-SC0011978. M. K. acknowledges the support from the Sharif University of Technology under Grant No. G690208.

AUTHORS CONTRIBUTION

MMJ and HDD conceived the research. MK developed a theory for the nonlinear chiral charge pumping. BS and NN synthesized the TaAs crystals. MMJ, MM, YA, JKO, and SW carried out the pump-probe experiments. All authors contributed to the manuscript.

FIGURES

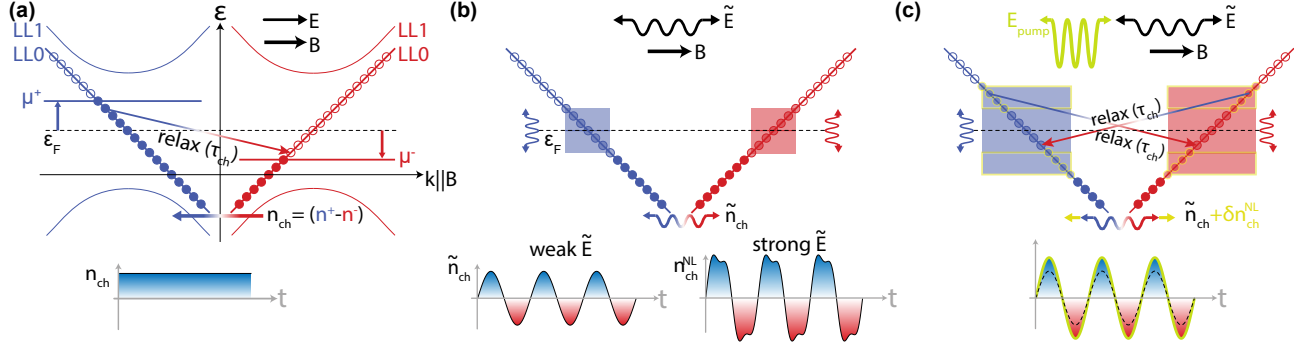


FIG. 1. Nonlinear Chiral Charge Pumping – Concept and Experiment (a) Static charge pumping of chiral carriers in the zeroth Landau level: applying parallel static electric E and magnetic B fields produces a chiral current J_{ch} that pumps the carriers from one Weyl node to the other with opposite chirality and unbalances their chemical potential. Red and blue colors denote different chiralities of carriers. The chiral charge imbalance relaxes back to equilibrium with a time constant of τ_{ch} . (b) Dynamic charge pumping of chiral carriers in the zeroth Landau level: oscillating optical field polarized parallel to a magnetic field B causes harmonic oscillation of number of chiral carriers at the same frequency. This generates a distribution of chiral carriers around the equilibrium Fermi level ϵ_F shown by shaded blue and red regions. For strong optical excitation, the chiral charge oscillation between the Weyl nodes becomes nonlinear in \tilde{E} leading to anharmonic oscillation of chiral charges. (c) Nonlinear optical control of dynamic chiral anomaly: strong optical field \tilde{E}_{pump} enhances the chiral current generated by $\tilde{E}||B$. When \tilde{E}_{pump} is turned off, the extra pump-induced chiral carrier distribution (illustrated by a yellow border) slowly relaxes back via inter-Weyl-node relaxation.

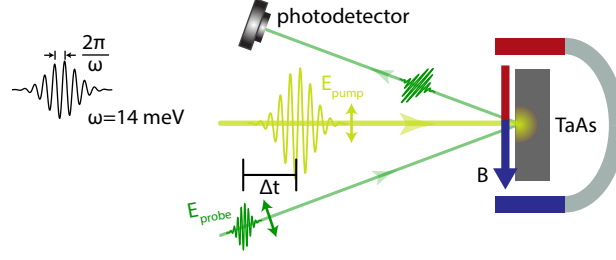


FIG. 2. **Experimental Setup** The pump-probe setup at the photon energy of $\hbar\omega=14 \text{ meV}$ in reflection geometry. The pump and probe pulses are co-polarized to the (100) face of TaAs crystal that is placed inside a magnet with B field parallel to pump/probe polarization.

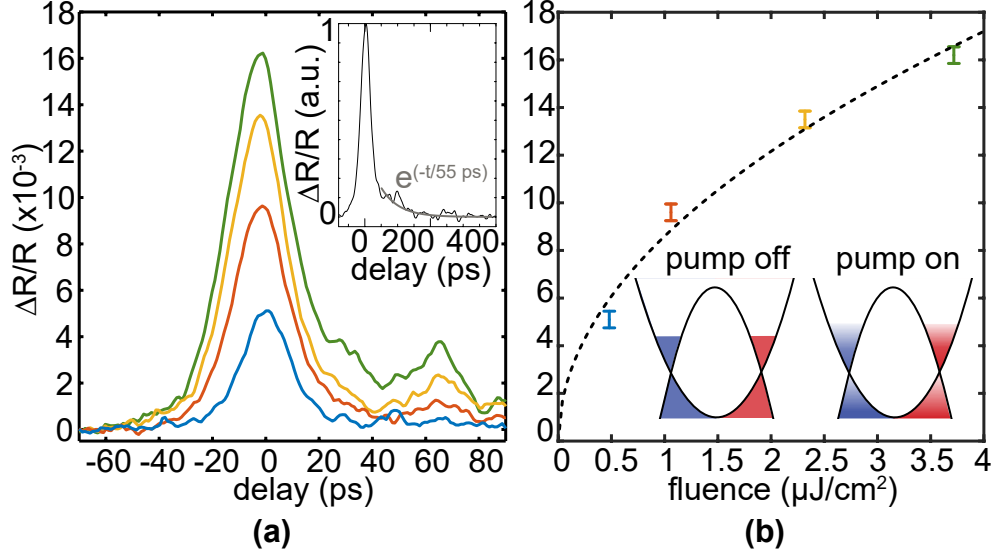


FIG. 3. **Pump-probe at 14 meV, $B=0$** (a) Fractional pump-induced increase in probe reflection for variety of pump fluences as a function of pump-probe time delay. Pump-probe traces exhibit two relaxation time constants of <15 ps (pulsewidth-limited) and ≈ 55 ps, as shown in the inset. (b) Maximum change (occurs at zero time delay) in probe reflection as a function of pump fluence extracted from part (a). The dashed curve is a power-law fit exhibiting square-root dependence of the peak value on the pump fluence, consistent with the pump-induced hot carriers in the Weyl bands.

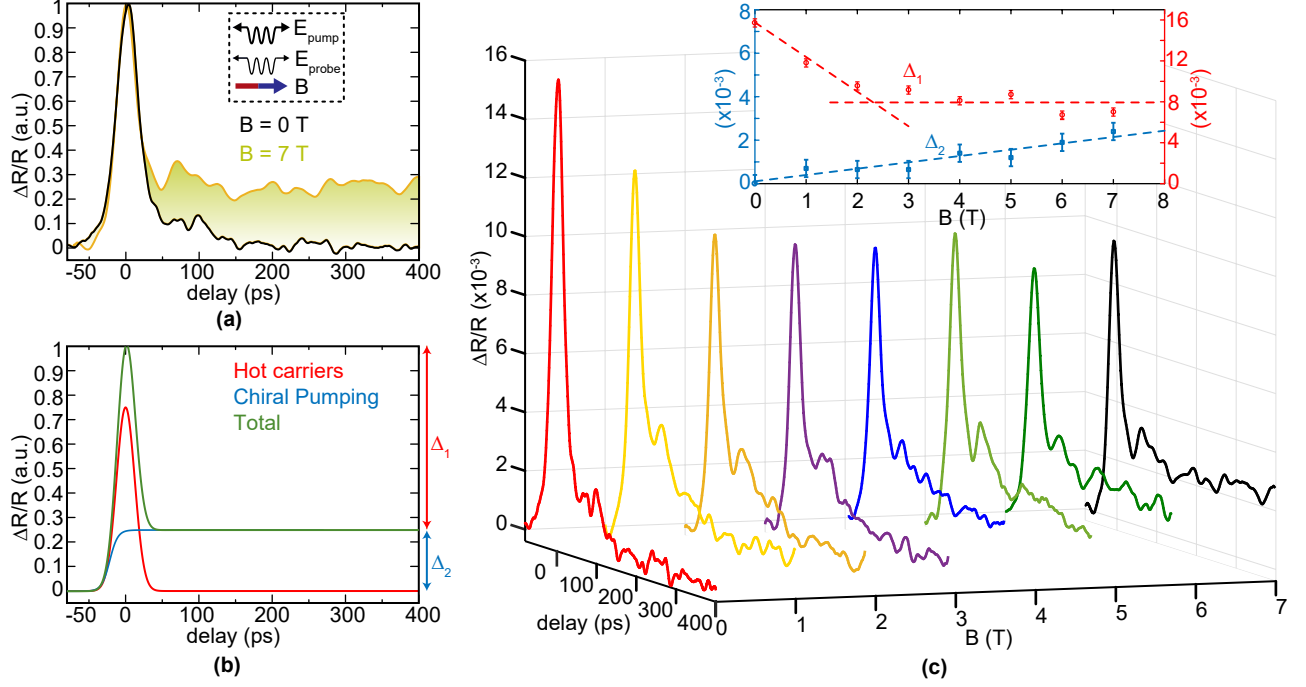


FIG. 4. $E_{\text{pump}} \parallel E_{\text{probe}} \parallel B$ (varying B). (a) Pump-induced increase in probe reflection for $B=0$ T (black) and $B=7$ T (yellow) in arbitrary units as a function of pump-probe time delay. The pump-probe trace at $B=7$ T exhibits a very slow response ($\gg 1$ ns). The peak around 60 ps is caused by a replica—the reflected pump pulse from the cryostat window. (b) Expected pump-probe traces for fast hot carriers effects (red), metastable chiral pumping (blue), and the net result (green). Δ_1 is defined as the maximum pump-induced change in probe reflection which happens around zero time delay, and Δ_2 characterizes long-lasting reflection changes that does not relax to equilibrium in the considered time delay range. (c) Pump-probe trace for different static magnetic fields applied parallel to pump/probe polarization. The inset shows Δ_1 (red) and Δ_2 (blue) as a function of the applied magnetic field.

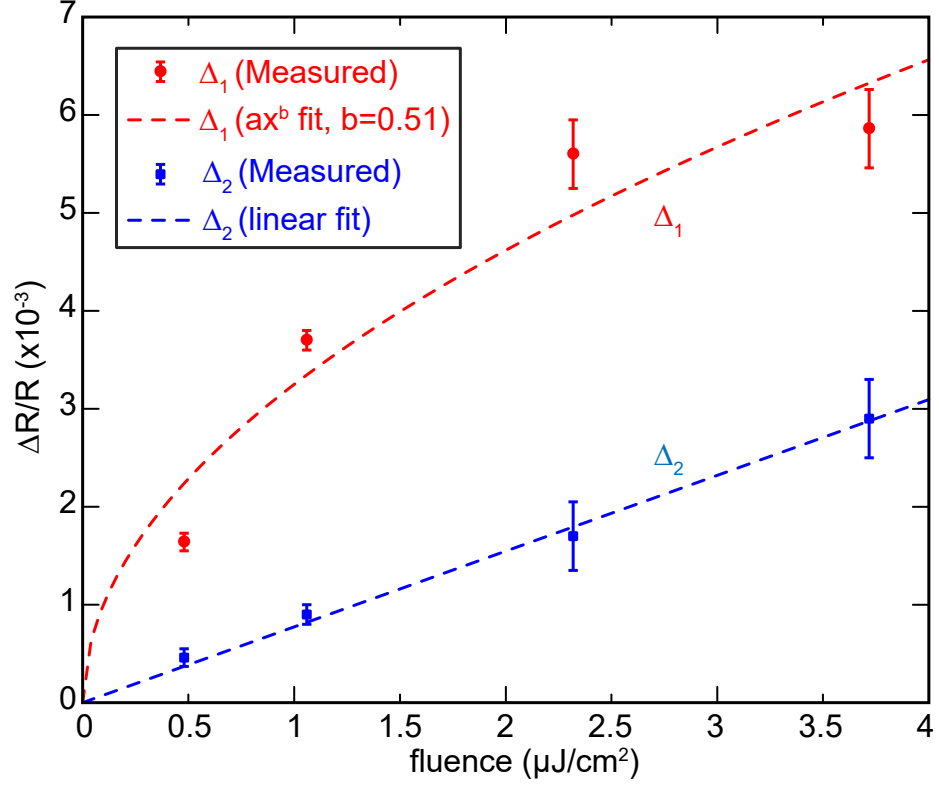


FIG. 5. $\mathbf{E}_{\text{pump}} \parallel \mathbf{E}_{\text{probe}} \parallel \mathbf{B}$ ($=7$ T). Δ_1 (red) and Δ_2 (blue) as a function of pump fluence. The red (blue) dashed lines are square-root (linear) fit to Δ_1 (Δ_2) respectively.

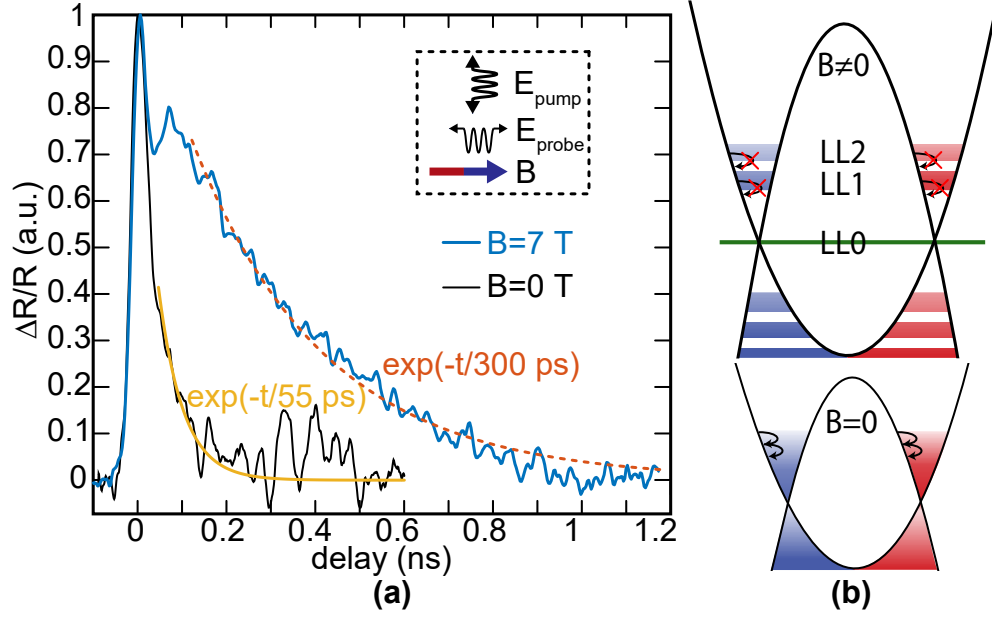


FIG. 6. $\mathbf{E}_{\text{pump}} \perp \mathbf{E}_{\text{probe}} \parallel \mathbf{B}$ ($=7$ T). (a) Relative pump-induced increase in probe reflection for variety of pump fluences as a function of pump-probe time delay. (b) Carriers in Landau levels (LLs) of a Weyl semimetal. The phase space for phonon scattering of hot carriers in LLs (top panel) is strongly suppressed compared to zero magnetic field (bottom panel).